


CITY OF IRVINE

FY 2011-12

CITY OF IRVINE 2011-12 BUDGET



ADOPTED

BUDGET IN BRIEF

City of Irvine

The City of Irvine is located 40 miles southeast of Los Angeles and six miles from the ocean in Orange County, California. Incorporated as a Charter City in 1971 with a City Council-City Manager form of government, the first City Council revised the master plan developed by world-famous architect William Pereira for the landowner, the Irvine Company; the Irvine General Plan is the basis for all development in the City.

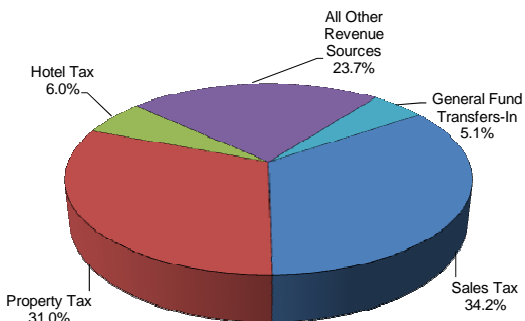
Services provided by the City include animal control; building and safety regulation and inspection; general administrative services; planning and zoning; police; public facility and capital improvement construction; recreation and cultural programs; open space administration; street lighting; street maintenance; landscape maintenance; and transportation management.

Incorporated	December 28, 1971
Incorporated Area	66 sq. miles
Sphere of Influence	74 sq. miles
Population (2010)	212,375
Employment Base	196,700
Dwelling Units	80,138
Full-Time Employees	739
Neighborhood Parks	36
Community Parks	18

Resources

“Where the Money Comes From”

FY 2011-12 General Fund Resources



	<i>FY 11-12 Adopted</i>
<u>General Fund Resources</u>	
Sales Tax	\$46,614,000
Property Tax	42,269,000
Hotel Tax	8,137,000
All Other Revenue Sources	32,278,268
General Fund Transfers-In	6,908,533
TOTAL RESOURCES	\$136,206,801

Sales Tax – Irvine receives 1¢ of every taxable retail sale dollar spent in the City

Property Tax – Irvine receives an estimated 9¢ of every dollar of property tax

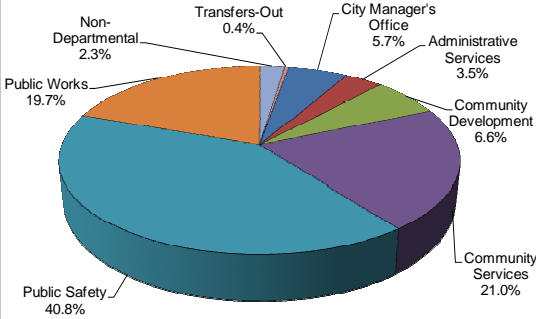
Top 10 Employers

1. University of California, Irvine
2. Irvine Unified School District
3. Cellco Partnership/Verizon Wireless
4. Broadcom
5. Edwards Lifesciences
6. Allergan
7. Parker Hannifin
8. St. John Knits
9. B. Braun Medical
10. Glidewell Laboratories

Appropriations

“Where the Money Goes”

FY 2011-12 General Fund Uses



	<i>FY 11-12 Proposed</i>
<u>Operating Appropriations</u>	
City Manager's Office	\$7,710,083
Administrative Services	4,825,931
Community Development	9,008,427
Community Services	28,598,326
Public Safety	55,489,738
Public Works	26,756,086
Non-Departmental	3,194,000
<i>Total Operating Appropriations</i>	135,582,591
<u>Operating Transfers-Out (To)</u>	
Educational Partnership Fund	\$500,000
<i>Total Operating Transfers-Out</i>	\$500,000
TOTAL APPROPRIATIONS	\$136,082,591

Capital Improvement Program

Capital appropriations total \$199.5 million, including \$13.5 million in significant non-routine capital infrastructure improvements for 25 new projects in FY 2011-12.

Education

Measure R, the Irvine School Support Initiative approved by Irvine voters last November, continues the City's direct financial support to Irvine schools - \$1.5 million annually through FY 2013-14.

Irvine City Officials

Sukhee Kang, Mayor

Beth Krom, Mayor Pro Tem

Larry Agran, Councilmember

Steven Choi, Councilmember

Jeffrey Lalloway, Councilmember

Sean Joyce, City Manager

Sharon Landers, Assistant City Manager

This year, on December 28, Irvine Turns 40!

Please visit the City's website at www.cityofirvine.org for the most current information on Irvine's 40th Anniversary Commemoration.



**1 Civic Center Plaza
P.O. Box 19575
Irvine, CA 92623
Phone: 949-724-6000**