

City of Irvine

Irvine is located 40 miles southeast of Los Angeles and six miles from the ocean in Orange County, California. Incorporated as a Charter City in 1971 with a City Council-City Manager form of government, the first City Council revised the master plan developed by world-famous architect William Pereira for the landowner, the Irvine Company; the Irvine General Plan is the basis for all development in the City.

Services provided by the City include animal control; building and safety regulation and inspection; general administrative services; planning and zoning; police; public facility and capital improvement construction; recreation and cultural programs; open space administration; street lighting; street maintenance; landscape maintenance; and transportation management.

Incorporated	December 28, 1971
Incorporated Area	66 sq. miles
Sphere of Influence	74 sq. miles
Population	267,086
Employment Base	264,000
Dwelling Units	101,306
Full-Time Employees	821
Neighborhood Parks	41
Community Parks	19

Irvine City Officials

Donald P. Wagner, Mayor
Lynn Schott, Mayor Pro Tem
Melissa Fox, Councilmember
Jeffrey Lalloway, Councilmember
Christina L. Shea, Councilwoman

Sean Joyce, City Manager
Grace Leung, Assistant City Manager
Sharon Landers, Assistant City Manager

Please visit the City's website at cityofirvine.org for up-to-date information and upcoming events.



1 Civic Center Plaza
P.O. Box 19575
Irvine, CA 92623
Phone: 949-724-6000

CITY OF IRVINE FY 2017-18



CITY OF IRVINE, CALIFORNIA

2017-18 BUDGET

ADOPTED

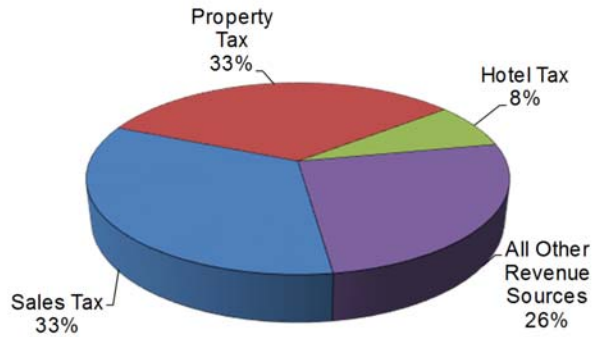


BUDGET IN BRIEF

FY 2017-18 Adopted General Fund Budget

Resources

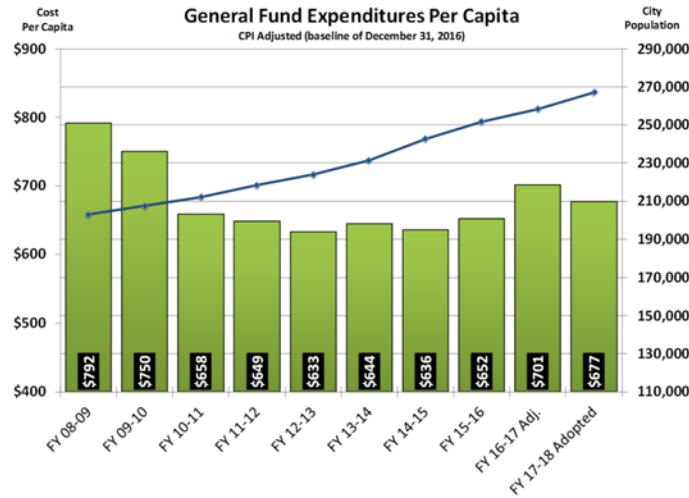
Where the Money Comes From



	<i>FY 17-18 Adopted</i>
General Fund Resources	
Sales Tax	\$64,264,000
Property Tax	63,468,000
Hotel Tax	14,666,000
All Other Revenue Sources	49,458,585
TOTAL RESOURCES	\$191,856,585

Top 25 Sales Tax Producers

Advanced Systems Group	Norm Reeves Honda
Arbonne	PC Mall
Autonation Toyota Irvine	Shell Station
Carmax	Chevrolet of Irvine
Chevron	Target
Costco	Technologent
Creo Industries	Tilly's
Eplus Technology	Trimark Raygal
Financial Services Vehicle Trust	Tuttle Click Ford
Irvine BMW	Tuttle Click Mazda
Kia of Irvine	Victor Medical
Living Spaces Furniture	Walmart
Nordstrom	



Irvine Quick Facts

Fiscal Strength: City of Irvine is ranked No. 1 in the Fiscal Health Index among 116 U.S. cities of more than 200,000 by The Fiscal Times

Safe City: No. 1 among cities of more than 250,000, according to per capita FBI statistics on Part 1 violent crimes

Budget: 40 percent of the General Fund budget is dedicated to public safety

Capital Improvement Program: Ongoing approved budgets to focus on traffic and transportation mitigation efforts

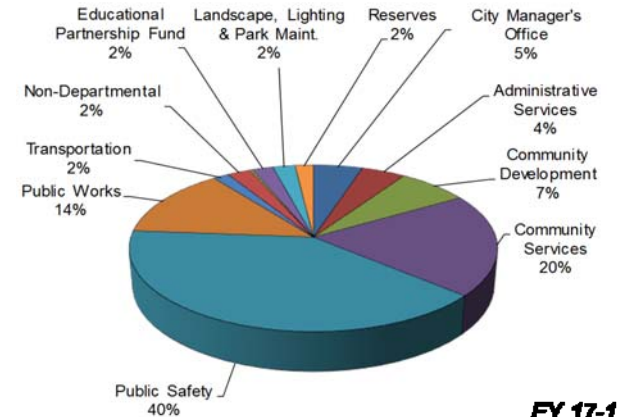
Public Schools: \$9.7 million in total direct and indirect support by the City Council for Irvine's schools

Sales Tax: Irvine receives 1 cent for every taxable retail dollar spent in the City

Property Tax: Irvine receives an estimated 9 cents of every dollar of property tax

Appropriations

Where the Money Goes



Operating Appropriations

	<i>FY 17-18 Adopted</i>
Public Safety	\$76,484,488
Community Services	38,274,168
Public Works	25,768,934
Community Development	13,687,978
City Manager's Office	9,413,778
Administrative Services	8,451,047
Non-Departmental	4,458,875
Landscape, Lighting & Park Maint.	4,281,894
Educational Partnership Fund	4,000,000
Reserves	3,500,345
Transportation	3,022,452
Infrastructure & Rehabilitation	600,000
TOTAL APPROPRIATIONS	\$191,724,955

Capital Improvement Program

New capital appropriations total \$40.2 million, including \$21.9 million for street and mobility improvements, \$7.1 million to facility improvements, and \$11.2 million to Great Park infrastructure and facility construction.

Education

The "Partnership for Educational Excellence," approved by the City Council in January 2016, results in \$4 million in direct financial support to Irvine schools in FY 2017-18.